



## LIGHTING PRODUCTS

**FEDERAL SIGNAL CORPORATION**  
2645 Federal Signal Dr., University Park, IL 60484-3167  
TEL 800.433.9132 FAX 800.343.9706  
www.fedsig.com

# TOP MOUNT TELESCOPIC POLE

## INSTALLATION INSTRUCTIONS

Refer to the General Lighting manual or lamphead specific sheets for safety and maintenance.

### Install Top Mount Telescopic Pole

When positioning a telescopic pole ensure that the lamphead will clear all obstructions and the twist lock will be accessible.

**Note:** The Thru-the-Roof telescopic pole should be installed before the lamphead is attached. Two set screws allow the flange to be removed and the pole will fit up through a 1 5/8" hole. To install a fully assembled pole down through the roof, a 2 1/2" hole will be needed so the handle and twist lock will fit through.

1. Check the light position for fit and freedom of operation
2. Mark the footprint of the mounting flange.
3. Drill mounting holes.

**Note:** The Thru-the-Roof requires a bead of RTV or similar sealant be applied between the mounting surface and the bottom outer edge of the flange.

4. For Thru-the-Roof apply a bead of sealant around the bottom outer edge of the flange.
5. Secure the mounting flange. Use 1/4-20 SS hardware. Install a backing plate if necessary for a sturdy mounting.
6. Ensure that approved strain relief for the wiring is installed.

### Wiring

#### 12/24 VDC

Connect the BLACK wire to GROUND.

Connect the RED wire to POWER.

#### 120/240 VAC

Connect the GREEN wire to chassis GROUND.

Connect the WHITE wire to RETURN.

Connect the BLACK wire to POWER.

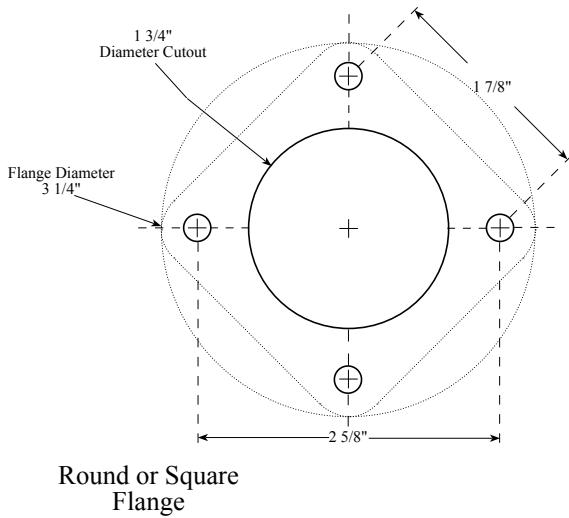


Top Mount  
Pull Up

Thru-The-Roof  
Push Up

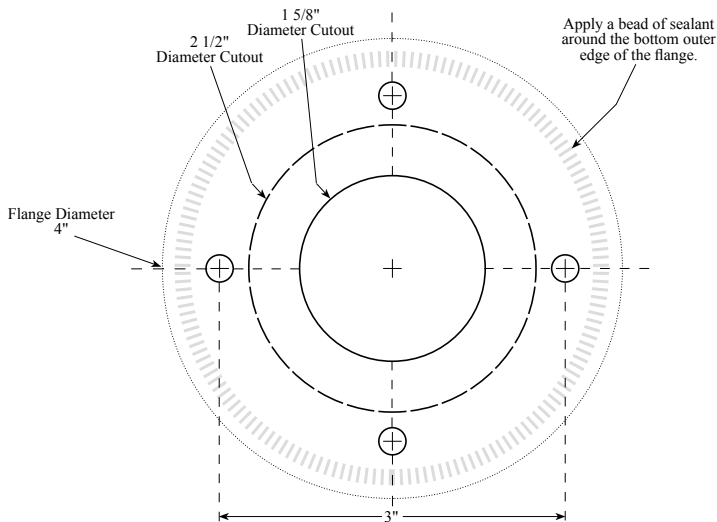
# Install Top Mount Telescopic Pole

## Top Mount



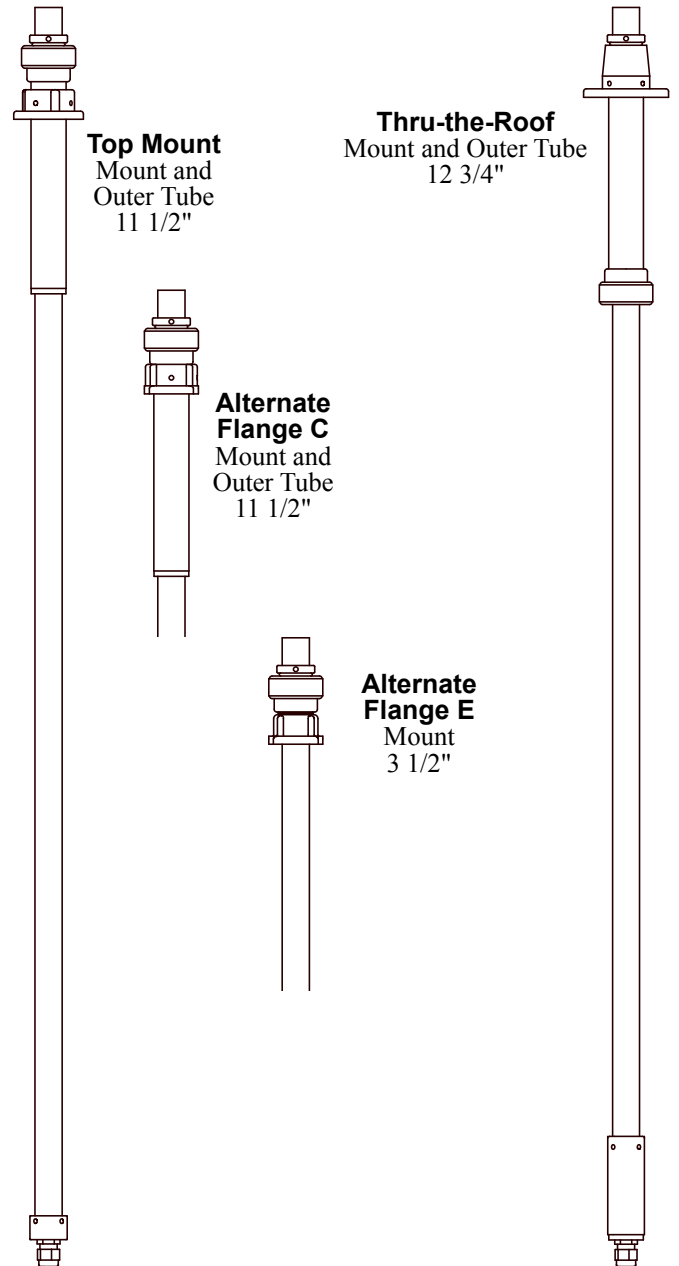
Drawings may not be to scale.  
DO NOT USE AS A TEMPLATE

## Thru-The-Roof Mount



**Note:** The Thru-the-Roof telescopic pole should be installed before the lamphead is attached. Two set screws allow the flange to be removed and the pole will fit up through a 1 5/8" hole. To install a fully assembled pole down through the roof, a 2 1/2" hole will be needed so the handle and twist lock will fit through.

Standard overall height (top to bottom) for a telescopic pole without a lamphead is 58 inches.



## Hardware Recommendations

For top mount poles:  
1/4-20 SS

**Note:** When positioning a telescopic pole ensure that the lamphead will clear all obstructions and the twist lock will be accessible.