



SLM1400-ARROW AND SLM1400-ARROW-DL

INTRODUCING NEW STREAMLINE® MODULAR MULTICOLOR DIRECTIONAL LOW PROFILE LED BEACONS



Streamline® Modular Series has a new addition to its conceptual signaling design. The new signaling solutions SLM1400-ARROW and SLM1400-ARROW-DL are multicolor directional LED beacons engineered for pedestrians, docks, or industrial traffic control. Developed with a multichannel technology, these models allow three separate levels of alerting controllable via independent electric contacts. For each channel, users can select from eight different colors (Amber, Blue, Clear, Cyan, Green, Magenta, Red, Yellow), five light effects (steady, 1x flash, 3x flash, 5x flash, and random), and three intensity levels (33%, 66%, or 100%).

Models SLM1400-ARROW and SLM1400-ARROW-DL include an opaque lens for signaling in close proximities. The body material is a self-extinguishing polycarbonate material with high impact and UV resistance suitable for outdoor applications. The existing SLM bases allow for the light to be mounted to show the arrow in any direction needed for the application.

FEATURES

- Compatible with 12-24VAC/DC or 120-240VAC*
- PLC compatible with PNP or NPN connections*
- Choice of eight colors and five flash patterns per channel (steady, 1x flash, 3x flash, 5x flash, and random)
- 100,000 Hour LED
- SLM1400-ARROW mounting base options: Shallow, Deep, Wall, Pipe, Twin Wall
- SLM1400-ARRPW-DL mounting base options: 2-Stack and 3-Stack Dock

* Voltage and PLC connections are dependent on the selected base

CERTIFICATIONS

- Type 4X, IP66 enclosure
- IP69K** compliant
- CE Certified
- UL and cUL listed

**IP69K with select bases SLMB5, SLMBD, SLMBP and SLM-RR accessory. IP66 with SLMBW, SLMBT, SLMB2, SLMB3

SPECIFICATIONS








CERTIFIED OPERATING TEMPERATURE RANGE	-22°F to 122°F (-30°C to 50°C)
LENGTH	3.9 in (99.1 mm)
HEIGHT	1.67 in (42.4 mm)
SHIP WEIGHT	2.12 oz (0.06 kg)

HOW TO ORDER

- Specify model number SLM1400-ARROW or SLM1400-ARROW-DL
- Specify required mounting base (see chart)
- **Optional dome guard**
For shallow mounting base (SLMDG0)
For deep mounting base (SLMDG1)
- **Accessories for Twin and Wall Mount Bases**
Cable Gland, M20, Gray, 2 Pack (K77700416)
Cable Gland, M20, Red, 2 Pack (K77700416-01)
- **Accessories for Pipe Mount Base:**
1" NPT Adapter (SLMNPT1)
1/2" NPT Adapter (SLMNPT2)
- **Accessories for Dock Base**
Wall Mount Bracket (SLMB23W)
1/2" NPT Adaptor (SLMB23N)
Retaining Ring (SLM-RR)
Light Visor (SLMB23V)

MODEL	DESCRIPTION	UPC CODE	2022 LIST PRICE (CAD)
SLM1400-ARROW	Multi-color arrow, for use with Shallow, Deep, Wall, Pipe, Twin Wall mounting bases	782979252269	\$161.50
SLM1400-ARRPW-DL	Multi-color arrow, for use with 2-Stack and 3-Stack Dock	782979252276	161.50

Mount Base Options (Required)

	Model Number	Base Color	Voltage	
 Shallow Base	SLMBS-012-024GY	Gray	12-24VAC/DC	
	SLMBS-012-024R	Red	12-24VAC/DC	
 Deep Base	SLMBD-012-024GY	Gray	12-24VAC/DC	
	SLMBD-012-024R	Red	12-24VAC/DC	
	SLMBD-120-240GY	Gray	120-240VAC	
	SLMBD-120-240R	Red	120-240VAC	
 Wall Mount	SLMBW-012-024GY	Gray	12-24VAC/DC	
	SLMBW-120-240GY	Gray	120-240VAC	
 Pipe Mount	SLMBP-012-024GY*	Gray	12-24VAC/DC	
	SLMBP-120-240GY*	Gray	120-240VAC	
 Twin Wall Mount	SLMBT-012-024GY	Gray	12-24VAC/DC	
	SLMBT-120-240GY	Gray	120-240VAC	
 2-Stack Dock Base  3-Stack Dock Base	SLMB2-024GY*	Gray	24VAC/DC	
	SLMB2-120-240GY*	Gray	120-240VAC	
	SLMB3-024GY*	Gray	24VAC/DC	
	SLMB3-120-240GY*	Gray	120-240VAC	
Note: Dock bases allow one function per position and include visors. Dock bases are NPN compatible only.				

*Installation of included retaining ring is required for pipe and dock bases.