

► Model SLM450

StreamLine® Modular Multifunctional Low Profile LED Status Indicator

Model SLM450 is a multicolor multifunctional LED status indicators engineered to satisfy the most demanding applications. Developed with multichannel technology, this low profile model produces three colors (red, green and amber) controllable via independent electric contacts.

Model SLM450 includes a fresnel lens for farther distance signaling. The body material is a self extinguishing polycarbonate material with high impact and UV resistance suitable for outdoor applications.

FEATURES

- Compatible with 12-24VAC/DC or 120-240VAC*
 - PLC compatible with PNP or NPN connections*
 - Multicolor LED produces Amber, Green and Red
 - Field configurable to steady or flashing mode for each color
 - 50,000 hour LED
 - Five mounting base options
 - Type 4X, IP66 enclosure
 - CE Compliant
 - UL and cUL listed
- *Voltage and PLC connections are dependent on selected base.

MODEL	VOLTAGE	LENS	FLASH RATE/MINUTE (FLASH MODE)
SLM450	12-24VAC/DC or 120-240VAC	Fresnel	105 (+/-10)

MAXIMUM OPERATING CURRENT (mA)					
12 VDC	24 VDC	12 VAC	24 VAC	120 VAC	240 VAC
170	120	370	310	90	55

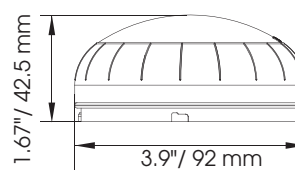
StreamLine® Modular Multifunctional Low Profile LED Status Indicator (SLM450)

SPECIFICATIONS






Lamp Life:	50,000 Hours	
Light Source:	LED Array	
Operating Temperature:	-22°F to 122°F	-30°C to 50°C
Weight (unit(s) + base = total weight)		
SLM450	3.88 oz	0.11 kg
Shallow Base	2.12 oz	0.06 kg
Deep Base		
12-24 VAC/DC	4.23 oz	0.12 kg
120-240 VAC	6.0 oz	0.17 kg
Wall Mount		
12-24 VAC/DC	6.70 oz	0.19 kg
120-240 VAC	8.47 oz	0.24 kg
Pipe Mount		
12-24 VAC/DC	5.29 oz	0.15 kg
120-240 VAC	6.70 oz	0.19 kg
Twin Wall Mount		
12-24 VAC/DC	9.17 oz	0.26 kg
120-240 VAC	12.35 oz	0.35 kg

HOW TO ORDER

- Specify model number SLM450
- Specify required mounting base (see chart)
- Optional dome guard
For shallow mounting base (SLMDG0)
For deep mounting base (SLMDG1)
- Accessories for Twin and Wall Mount Bases
Cable Gland, M20, Gray, 2 Pack (K77700416)
Cable Gland, M20, Red, 2 Pack (K77700416-01)
- Accessories for Pipe Mount Base
1" NPT Adapter (SLMNPT1)
1/2" NPT Adapter (SLMNPT2)



MOUNTING BASE OPTIONS

	Model Number	Base Color	Voltage	
 Shallow Base	SLMBS-012-024GY	Gray	12-24VAC/DC	
 Deep Base	SLMBD-012-024GY	Gray	12-24VAC/DC	
	SLMBD-PNP-012-024GY	Gray	12-24VAC/DC	
	SLMBD-012-024R	Red	12-24VAC/DC	
	SLMBD-120-240GY	Gray	120-240VAC	
 Wall Mount	SLMBW-012-024GY	Gray	12-24VAC/DC	
	SLMBW-PNP-012-024GY	Gray	12-24VAC/DC	
	SLMBW-120-240GY	Gray	120-240VAC	
 Pipe Mount	SLMBP-012-024GY	Gray	12-24VAC/DC	Pipe Mount comes standard with 1/2" NPT Adapter
	SLMBP-PNP-012-024GY	Gray	12-24VAC/DC	
	SLMBP-120-240GY	Gray	120-240VAC	
 Twin Wall Mount	SLMBT-012-024GY	Gray	12-24VAC/DC	
	SLMBT-PNP-012-024GY	Gray	12-24VAC/DC	
	SLMBT-120-240GY	Gray	120-240VAC	