

# HighLighter® LED

## Mini-Light Bar



### FEATURES

- Low-profile 15" LED mini-light bar
- Uniform 360-degree light distribution; no dark spots or shadows
- Pattern selection using MagnetSelect™ (keychain not included)
- [23] flash patterns
- Five-year warranty

### APPROVAL

- SAE J595 Class 1 (Amber, Blue, Red, White)
- SAE J845 Class 1 (Amber, Blue, Red, White)

### FS TECHNOLOGIES



#### A Small LED Light Bar With a Big Presence

The HighLighter® LED is a practical choice for those seeking a durable and capable LED mini-light bar. At 15.3 inches long, it's considerably smaller than its full sized counterparts while offering similar benefits.

With Federal Signal's patented Solaris® LED reflector technology this mini LED light bar produces a full 360 degrees of light output. It comes in single and split colors including Amber, Blue, Green, Red, and White. Given the wide variety of color combinations this mini-light bar is perfect for work zones and roadside applications including on snowplows, landscaping trucks, construction vehicles, tow trucks, and countless other work vehicle applications.

#### Designed With Durability in Mind

HighLighter LED mini-light bars are built using Federal Signal's ROC (Reliable Onboard Circuitry™) technology, which eliminates 85% of potential failure points. Users are equipped with a long-lasting and dependable product that stands the test of time, even when exposed to harsh conditions.

#### An Easy-to-Install Mini Light Bar

The HighLighter LED mini-light bar can be purchased with optional suction cup and magnet mounts as well as an accessory plug with on/off switch. These features make them simple to install and just as simple to operate. Incorporated into the top of the LED dome is Federal Signal's innovative MagnetSelect™ feature that enables users to quickly and easily select from more than 19 user-selectable flash patterns using a simple magnet (user-provided). This design makes the HighLighter LED mini-light bar a logical choice for anyone needing a temporary mini-light bar.



On/Off control switch on accessory plug magnet mount models

## HOW TO ORDER

LED Color	Dome Color
A B G R W	A B C R

### SUCTION -CUP MOUNT, ACCESSORY PLUG, ON/OFF SWITCH

454100HL-02	Amber LEDs, Amber dome
454100HL-25	Amber LEDs, Clear dome
45100HL-AWA	Amber/White/Amber LEDs, Clear dome

### PERMANENT MOUNT

454101HL-02	Amber LEDs , Amber dome
454101HL-03	Blue LEDs, Blue dome
454101HL-04	Red LEDs, Red dome
454101HL-25	Amber LEDs, Clear dome
45410HL-AGA	Amber/Green/Amber LEDs, Clear dome
454101HL-AWA	Amber/White/Amber LEDs, Clear dome

### MAGNET MOUNT, ACCESSORY PLUG, ON/OFF SWITCH

454102HL-02	Amber LEDs, Amber dome
454102HL-25	Amber LEDs, Clear dome

### ACCESSORIES AND KITS

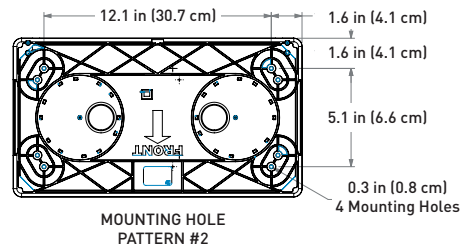
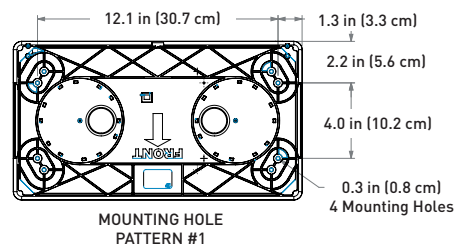
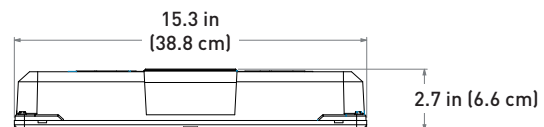
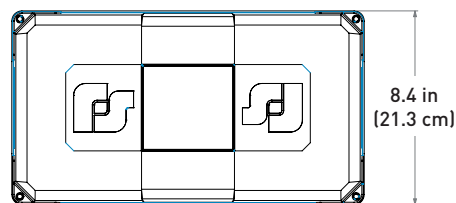
452340	Kit, magnet mount, accessory plug
452341	Kit, suction-cup magnet mount, accessory plug
452342	Kit, magnet mount (no accessory plug)
454217	Kit, riser mount, 2.1-inch lift
454218	Kit, flat mount
210883SSG	Self-leveling bracket
SW2	Switch control
Z8560109A	MagnetSelect key chain

## SPECIFICATIONS

CURRENT DRAW	Max: 4A (depends on flash pattern used)
OPERATING VOLTAGE	12 Vdc
OPERATING TEMP	-40° to +149° F (-40° to +65°C)
LED COUNT	26
FLASH PATTERNS	23

### PHYSICAL SPECIFICATIONS

	PERMANENT MOUNT	MAGNET MOUNT	SUCTION CUP MOUNT
LENGTH	15.3 in (38.8 cm)	15.3 in (38.8 cm)	15.3 in (38.8 cm)
WIDTH	8.4 in (21.3 cm)	8.4 in (21.3 cm)	8.4 in (21.3 cm)
HEIGHT	2.7 in (6.6 cm)	3.0 in (7.6 cm)	3.0 in (7.6 cm)
SHIP WEIGHT	3.4 lb (1.5 kg)	4.5 lb (2.0 kg)	6.0 lb (2.7 kg)



HighLighter, Magnet Select, Solaris, and Reliable Onboard Circuitry are trademarks of Federal Signal Corporation.

