



Model SLM200 shown with mounting base options (ordered separately)



► Model SLM200

StreamLine® Modular High Output Multifunctional LED Beacon

Model SLM200 offers a multifunctional LED beacon with high optical performance. Developed with a multiple input technology, Model SLM200 allows three separate light effects (flashing, simulated strobe or random) controllable via independent electric contacts.

The flashing light mode has a powerful effect ideal for attracting attention without alarming. If immediate attention is needed the simulated strobe is the ideal option. The random light pattern is unique in its ability to irregularly flash while drawing attention.

Model SLM200 body material is a self extinguishing polycarbonate material with high impact and UV resistance suitable for outdoor applications.

FEATURES

- Compatible with 12-24VAC/DC or 120-240VAC*
 - PLC compatible with PNP or NPN connections*
 - Three separate inputs: flashing, simulated strobe and random
 - 50,000 hour LED
 - Five lamp/lens colors: Amber, Blue, Clear, Green and Red
 - Seven mounting base options
 - Type 4X, IP66, IP69K** enclosure
 - CE Certified and RoHS Compliant
 - UL and cUL listed
- *Voltage and PLC connections are dependent on selected base
**IP69K with select bases SLMB5, SLMBD, SLMBP and SLM-RR accessory

MODEL	VOLTAGE	FLASH RATE/MINUTE (FLASH MODE)	FLASH RATE/MINUTE (STROBE MODE)
SLM200 *	12-24VAC/DC or 120-240VAC	150 (+/-10)	72 (+/-10)

* Indicates color: (A) Amber, (B) Blue, (C) Clear, (G) Green or (R) Red

MAXIMUM OPERATING CURRENT (mA)					
12VDC	24VDC	12VAC	24VAC	120VAC	240VAC
300	150	510	360	100	70

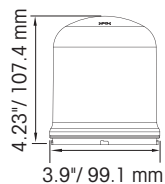
Weight (unit(s) + base = total weight)

SLM200	VOLTAGE	SHALLOW BASE	DEEP BASE	WALL MOUNT	PIPE MOUNT	TWIN WALL MOUNT	2-STACK DOCK BASE	3-STACK DOCK BASE
7.05 oz	12-24VAC/DC	2.12 oz 0.06 kg	4.23 oz 0.12 kg	6.70 oz 0.19 kg	5.29 oz 0.15 kg	9.17oz 0.26 kg	14.46 oz 0.41 kg	21.16 oz 0.60 kg
0.20 kg	120-240 VAC	–	6.0 oz 0.17 kg	8.47 oz 0.24 kg	6.70 oz 0.19 kg	12.35 oz 0.35kg	16.58 oz 0.47 kg	24.69 oz 0.70 kg

StreamLine® Modular High Output Multifunctional LED Beacon (SLM200)

SPECIFICATIONS

Lamp Life: 50,000 Hours
 Light Source: LED
 Operating Temperature: -22°F to 122°F -30°C to 50°C



SLMB23W



SLMB23N



SLM-RR










SLMB23V

ACCESSORIES FOR DOCK BASE

HOW TO ORDER

- Specify model number SLM200 and color
- Specify required mounting base (see chart)
- Optional dome guard
 For shallow mounting base (SLMDG3)
 For deep mounting base (SLMDG4)
- Accessories for Twin and Wall Mount Bases
 Cable Gland, M20, Gray, 2 Pack (K77700416)
 Cable Gland, M20, Red, 2 Pack (K77700416-01)
- Accessories for Pipe Mount Base
 1" NPT Adapter (SLMNPT1)
 1/2" NPT Adapter (SLMNPT2)
- Accessories for Dock Base
 Wall Mount Bracket (SLMB23W)
 1/2" NPT Adaptor (SLMB23N)
 Retaining Ring (SLM-RR)
 Light Visor (SLMB23V)

MOUNTING BASE OPTIONS

	Model Number	Base Color	Voltage	
 <p>Shallow Base</p>	SLMBS-012-024GY	Gray	12-24VAC/DC	
	SLMBS-012-024R	Red	12-24VAC/DC	
 <p>Deep Base</p>	SLMBD-012-024GY	Gray	12-24VAC/DC	
	SLMBD-PNP-012-024GY	Gray	12-24VAC/DC	
	SLMBD-012-024R	Red	12-24VAC/DC	
	SLMBD-120-240GY	Gray	120-240VAC	
 <p>Wall Mount</p>	SLMBW-012-024GY	Gray	12-24VAC/DC	
	SLMBW-PNP-012-024GY	Gray	12-24VAC/DC	
	SLMBW-120-240GY	Gray	120-240VAC	
 <p>Pipe Mount</p>	SLMBP-012-024GY	Gray	12-24VAC/DC	<p>Pipe Mount comes standard with 1/2" NPT Adapter</p>
	SLMBP-PNP-012-024GY	Gray	12-24VAC/DC	
	SLMBP-120-240GY	Gray	120-240VAC	
 <p>Twin Wall Mount</p>	SLMBT-012-024GY	Gray	12-24VAC/DC	
	SLMBT-PNP-012-024GY	Gray	12-24VAC/DC	
	SLMBT-120-240GY	Gray	120-240VAC	
 <p>2-Stack Dock Base</p>	SLMB2-024GY	Gray	24VAC/DC	
	SLMB2-120-240GY	Gray	120-240VAC	
	SLMB3-024GY	Gray	24VAC/DC	
	SLMB3-120-240GY	Gray	120-240VAC	
 <p>3-Stack Dock Base</p>				

Note: Dock bases allow one function per position and include visors.