



SOLARIS AND MINI ILS INTERNAL LIGHT SYSTEM

> Features

available in:



- Lightbar performance for low profile vehicles.
- Mini ILS one-piece housing reduces glare and fits snugly against the rear glass.
- Low electrical requirements reduces strain on vehicle electrical systems.
- Select high-powered 35-watt halogen takedown lights for front headliner units.
- Solaris ILS rear system is available with eight-head SignalMaster™ directional.
- Rear systems are available in either headliner or rear deck mount.
- Front and rear units come with the Intelli-Flash™ Flasher built-in.
- Each built-in Intelli-Flash Flasher provides ten selectable flash patterns and two modes of operation.
- Can use 6-LED and 9-LED Solaris assemblies with the Mini ILS system.
- Solaris LED assemblies are available in red, amber, blue, and white.
- Five-year warranty on LED assemblies.

Front Headliner Models

Select model 501910 for bright emergency warning to the front of your low profile vehicle. This front headliner version of the Solaris™ Internal Light System can accommodate up to ten powerful LED assemblies for maximum output and the highest level of flashing activity to get the attention of other vehicles. In addition to the number of assemblies, the centermost LED reflectors are angled outward so that light is directed to the front corners of the vehicle where it is needed most.



Each headliner mount model 501910 comes with a built-in red LED maplight.

Do you also need area lighting to the front? Not a problem. Our 35-watt takedown lights generate powerful area lighting and do not require a fan to keep them operational.

From the inside, the Solaris ILS blends right into the headliner to complement the existing interior. This attractive cover is made of black, textured ABS plastic

which fits snug against the headliner and does not have the sharp edges or corners of metal housings. All front headliner models come with a space saving red LED map-light automatically included.

Advanced LED Design

Each ILS-Internal System is equipped with the latest in LED lighting; employing the Solaris LED reflector technology. These proprietary LED assemblies incorporate offset reflector surfaces for accurate beam shaping and the highest optical efficiency. This means over 96% of all the light generated by the LEDs is transmitted back out to provide bright emergency warning off to the side as well as straight on!

Rear Headliner and Deck Models

For bright emergency warning to the rear of the vehicle, select the Solaris ILS Rear Headliner or Deck models. Both can operate as a standard emergency warning or an eight-module Solaris SignalMaster directional light. When used as a directional light,



the inner eight-modules are operated by a SignalMaster controller (ordered separately) and the two outside modules operate off of the built-in Intelli-Flash Flasher. The Rear Deck models were specifically designed to pick up the radius or the rear window to maximize off axis warning.



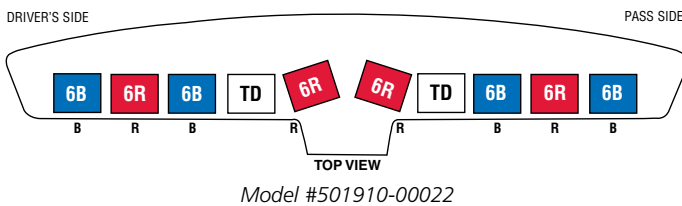
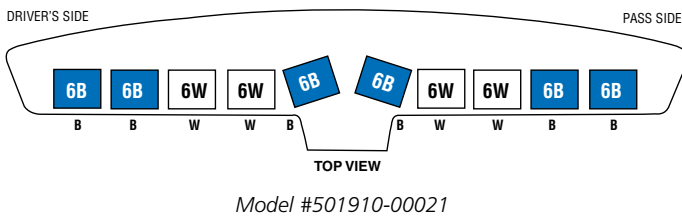
Rear Door Mounted Lights

An offshoot of our popular Cuda TriOptic product line, the ILS rear door mounted lights utilize an optical prescription to provide bright emergency warning to the side. These units come in pairs and fit snugly to the non-opening window of the rear doors. All rear door mounted lights come with specially designed bracketry that is concealed under the door skin for a clean and secure mount.

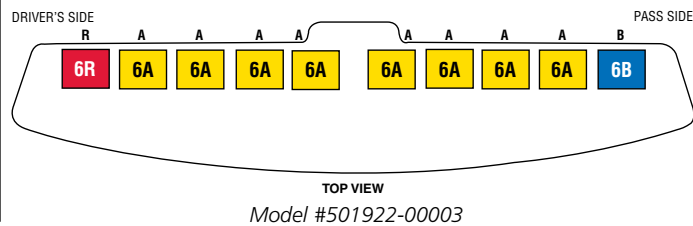
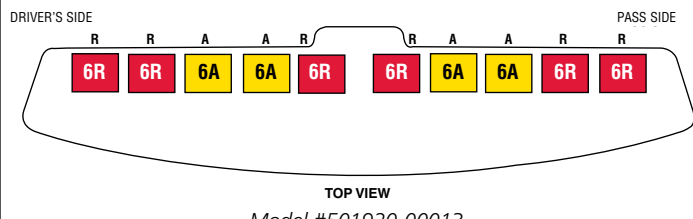


Popular Solaris™ ILS Models

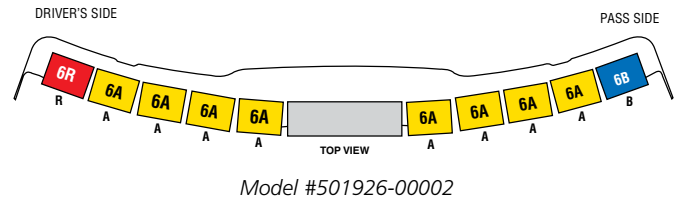
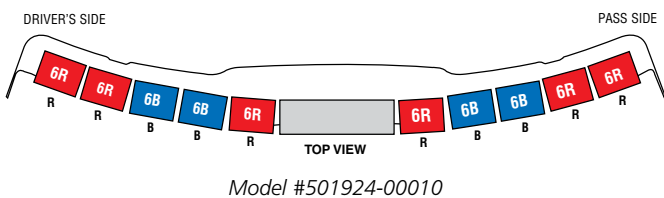
Front Headliner Models



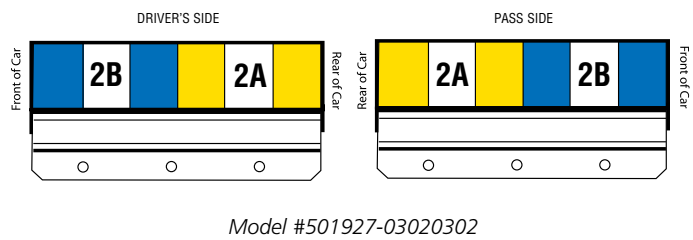
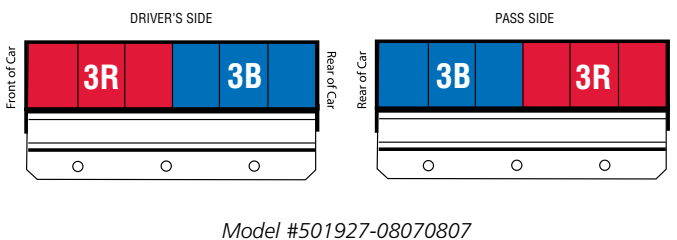
Rear Headliner Models



Rear Deck Models



Rear Door Models



Mini ILS

Designed for the Ford Crown Victoria, Chevy Impala, and Dodge Charger, the new Mini ILS Internal Light System combines our high output LED reflector assemblies in a compact, black metal housing that is easy to install, reduces glare to the driver, and complements the vehicle interior design. Select either (4) 6-LED assemblies or (2) 9-LED assemblies. Each Mini Rear Deck Light comes equipped with a built-in Intelli-Flash Flasher that offers ten factory programmed flash patterns.



Rear Deck Mount Models

Model 501940 is available in either a four or two module LED flashing lighting system for the rear deck of the Ford Crown Victoria Police Interceptor. For maximum light output, the Solaris LEDs are housed in a polyparabolic reflector module. Flashing heads are controlled by the

internal two-channel flasher. Each unit is supplied with mounting hardware and an eighteen-foot cable. Model 501942 and 501943 offers the same features as the 501940, but is specifically designed for the Chevy Impala and Dodge Charger.

Popular Mini ILS Models

Ford CVPI 2005 - Newer Models

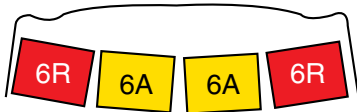


Model #501940-64636463



Model #501940-94949393

Chevrolet Impala 2005 Models



Model #501942-64626264



Model #501942-94949292

Chevrolet Impala 2006 / Dodge Charger 2006 Models



Model #501943-63626362



Model #501943-93939393

Legend					
6A	6-LED Flashing Gen III Amber, Solaris	2A	2 Pack, Flashing Gen III Amber, TriOptic	3R	3 Pack, Flashing Gen III Red, TriOptic
6B	6-LED Flashing Gen III Blue, Solaris	2B	2 Pack, Flashing Gen III Blue, TriOptic	3W	3 Pack, Flashing Gen III White, TriOptic
6R	6-LED Flashing Gen III Red, Solaris	2R	2 Pack, Flashing Gen III Red, TriOptic	9A	9-LED Flashing Gen III Amber, Solaris
6W	6-LED Flashing Gen III White, Solaris	2W	2 Pack, Flashing Gen III White, TriOptic	9B	9-LED Flashing Gen III Blue, Solaris
TD	Takedown Light, 35 Watt	3A	3 Pack, Flashing Gen III Amber, TriOptic	9R	9-LED Flashing Gen III Red, Solaris
8A-SM	6-LED/8-Head SignalMaster, Amber, Solaris	3B	3 Pack, Flashing Gen III Blue, TriOptic	9W	9-LED Flashing Gen III White, Solaris

> How to Order

Customize Models

Choose one of the popular models or configure a model with the Specify All Options (SAO) forms provided on the Federal Signal www.fedsig.com website:

Solaris ILS

- 501910** Front headliner light, 2004-2006 Ford CVPI
- 501920** Rear headliner light, 2004-2006 Ford CVPI
- 501923** Rear deck light, 2006 Chevrolet Impala
- 501924** Rear deck light, 2004-2006 Ford CVPI
- 501925** Rear deck light, 2006 Chevrolet Impala
- 501926** Rear deck light, 2004-2006 Ford CVPI with eight-head, amber LED SignalMaster
- 501927** Rear door mounted lights, 2004-2006 Ford CVPI

Mini ILS

- 501940** Rear deck mount light, 2005 and newer Ford CVPI
- 501942** Rear deck mount light, 2005 Chevrolet Impala
- 501943** Rear deck mount light, 2006 Chevrolet Impala and Dodge Charger

Specify All Options Forms

Solaris ILS

501910-ILSHD Headliner/Deck Lights

501927-ILSRD Rear Door Mounted Lights

Mini ILS

501940-ILSHD Mini Rear Deck Lights

For additional information on the Solaris or Mini ILS Interior Light System, contact your local distributor or call us at (800) 264-3578.

Remember to order a SignalMaster controller or SmartSiren with directional modes.

	Takedown Light	Solaris Reflector Assembly	
		6-LED	9-LED
Specifications			
Current Draw	5.8A (pair)	0.7A	1.1A
Lamp	Bi-pin Halogen	GEN II	GEN II
Watts	35W	–	–
Reflector	Polished	–	–

	501910	501920/22	501924/26	501927	501940	501942	501943
Specifications							
Operating Voltage	12 VDC						
Controller	(1) Intelli-Flash						
Physical Dimensions							
Height	5.3 in (13.5 cm)	5.3 in (13.5 cm)	6.4 in (16.3 cm)	2.7 in (6.9 cm)	3.4 in (8.6 cm)	2.8 in (7.1 cm)	2.2 in (5.6 cm)
Length	44.5 in (113.0 cm)	44.5 in (113.0 cm)	51.3 in (130.3 cm)	7.5 in (19.0 cm)	27.8 in (70.6 cm)	19.4 in (49.3 cm)	18.8 in (47.8 cm)
Depth	4.5 in (11.4 cm)	3.7 in (9.4 cm)	3.3 in (8.4 cm)	1.5 in (3.8 cm)	7.0 in (17.8 cm)	7.6 in (19.3 cm)	9.0 in (22.9 cm)
Ship Weight							
	7.0 lbs (3.1 kg)	7.0 lbs (3.1 kg)	7.0 lbs (3.1 kg)	3.0 lbs (1.3 kg)	5.5 lbs (2.4 kg)	5.5 lbs (2.4 kg)	5.5 lbs (2.4 kg)