




RAYDIAN® TOW AND RECOVERY LIGHT

available in: 



456510-TR1

Raydian Tow and Recovery Lightbar

Only a lightbar with full 360-degree coverage can provide effective visual warning, and Raydian® does it best. Raydian uses innovative curved end caps with multiple LED assemblies to provide total radial coverage.

Solaris LED Technology

This lightbar uses the latest generation of high output LEDs. Our Solaris™ LED light assemblies incorporate offset reflector surfaces for accurate beam shaping. The Solaris LED light assemblies provide superior optical efficiency, putting the light exactly where it is needed. The Raydian light output surface area maintains excellent visibility at long distances.

Raydian Lightbar Benefits

All of our LED modules are rated for thousands of hours of life – significantly higher than any other technology and draw fewer amps. Federal Signal LED products have a five-year warranty and meet SAE and CAC standards.



Tow and Recovery vehicle outfitted with the Raydian lightbar.

> Features

- Designed specifically for the Tow and Recovery market.
- Available in 60" and 72" lengths - 21" model (designed to operate in pairs) is also available.
- New LED 28-channel flasher, 3-modes (stand-by, on-scene, and tow mode) each with 10-selectable flash patterns.
- Built-in SignalMaster™ functions, each with 3-selectable flash patterns at 4 different speeds.
- 2-selectable front/rear light cut-off options.
- Separate 30-foot power and ground cable.
- New style flat mount.
- Constructed to insure durability in high vibration Heavy Duty applications.
- Five-year warranty on LEDs.

> Approvals

- SAE J595 Light Output
- SAE 1113/41 RFI
- CAC Title 13, Article 22
- FCC Part 15



> How to Order

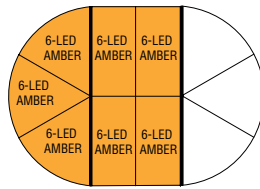
Specify Model

- 456600-TR11** *21", (7) amber LED
- 456510-TR1** 60", (12) amber LED, LED S-T-T, WL, SignalMaster
- 456510-TR2** 60", (8) amber LED, LED S-T-T, WL, SignalMaster
- 456710-TR6** 72", (32) amber LED, LED S-T-T, SignalMaster
- 456710-TR7** 72", (21) amber LED, LED S-T-T, WL, SignalMaster

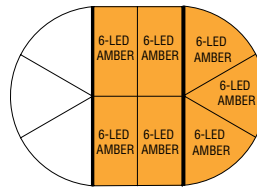
* Designed to operate in pairs. Each light sold separately.

Specifications			
Flash Rate	30 Selectable Flash Patterns (60" and 72")		
	10 Selectable Flash Patterns (21")		
Voltage	12 VDC		
Amp Draw*	1.0A per module		
	0.05 Tail		
	0.25 Stop-Turn module		
Dimensions	21"	60"	72"
Length	21.0 in (533 mm)	58.0 in (1473 mm)	70.0 in (1778 mm)
Width	14.7 in (373 mm)	14.7 in (373 mm)	14.7 in (373 mm)
Height	2.5 in (64 mm)	2.5 in (64 mm)	2.5 in (64 mm)
Ship Weight			
	19 lbs (9kg)	70 lbs (32kg)	83 lbs (38kg)

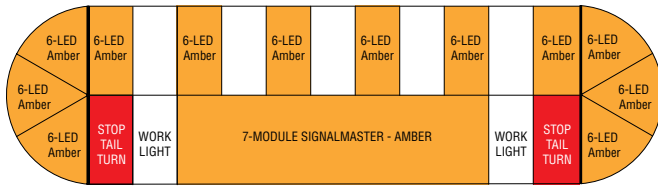
* Total amp draw depends upon flash pattern used.



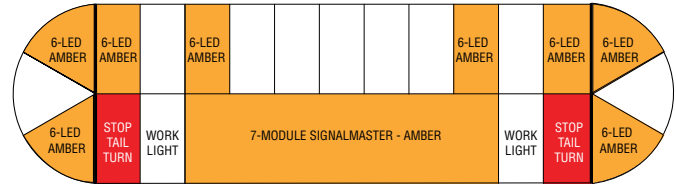
456600-TR11



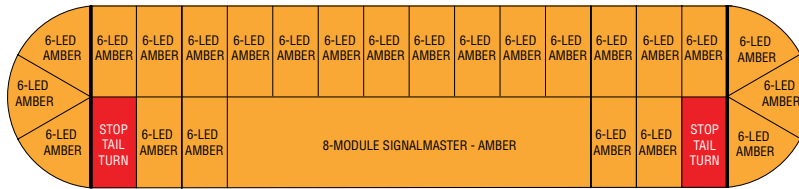
456600-TR11



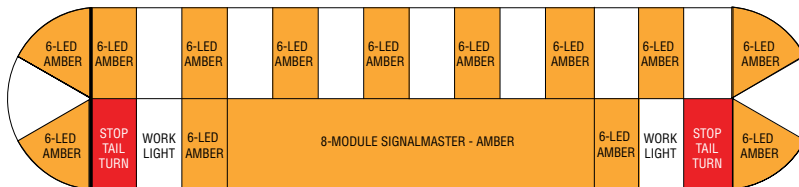
456510-TR1



456510-TR2



456710-TR6



456710-TR7