

SpectraLux® ILS Low-Profile

Interior Mount Warning Lights



FEATURES

- Available in two styles; Center-Focused and Advanced Off-Axis
- Models available with FS Convergence Network for “plug-n-play” installation and programming or a discrete cable
- (26) built-in flash patterns
- Slimmer shrouds offer less windshield obstruction for increased officer safety
- Vehicle-specific shrouds prevent flashback and are available for most standard police vehicle applications
- Multi-vehicle kits offer flexibility for mounting in a large variety of vehicles
- Available in split-front models (8-LED reflectors); passenger side only (4-LED reflectors); Rear Deck/Rear Hatch/Rear Window (8-LED reflectors)
- Five-year warranty

Warning and Traffic-Clearing LED Light Built For First Responders

The SpectraLux ILS Low-Profile offers a smaller and tighter fit to the front headliner with the same advanced warning, takedown, and flood lighting capabilities as a full-size light bar. The shroud top-covers hide PC boards creating a more stealthy and finished look, and the fit of the lighting system reduces windshield obstruction which improves the police officer’s visibility.

Front models of the SpectraLux ILS Low-Profile are available in split-front, passenger side, and driver side models. Vehicle specific shrouds are available for the most common first responders and work truck vehicles, and slotted brackets and side shields in the multi-vehicle model offer flexibility to mount the ILS in a larger variety of vehicles. Rear Deck and Rear Hatch models feature low-profile design and vehicle specific shrouds allowing for a tight fit to the back windshield of the Dodge Charger or upper rear hatch of the Ford Police Interceptor Utility and Chevrolet Tahoe.

Stealthy Appearance with Eye-Catching Results

From inside the vehicle, the low-profile SpectraLux ILS blends into the headliner of the vehicle. When illuminated, the Solaris LED reflectors provide superior optical performance outside the vehicle. With SpectraLux technology, while in operation, a single LED light source can change color combinations from Amber, Blue, Green, Red, or White. White LED options can be used as takedowns, work lights, or act as an impressive floodlight, and Amber LED options in rear models can be used as an “Amber-override” for directional lighting.

APPROVALS

- SAE J595, Class 1 (Amber, Blue, Red, White)
- SAE J845, Class 1 (Amber, Blue, Red, White)
- CCR Title 13

FS TECHNOLOGIES



Simple Installation and Programming

All SpectraLux® ILS Low-Profile models are equipped with the FS Convergence Network for simple “plug-n-play” installation and programming. These units are compatible with FS Convergence Network sirens and controllers, and they are programmed with (26) built-in flash patterns that can remain in sync with other light head flash patterns or operate independently.

Programming is made easy with FSJoin in conjunction with the Pathfinder light/siren controller. The synchronization of functions, operation, and flash patterns of individual light heads from multiple warning devices can be programmed to create a unified vehicle solution through the Convergence Network software.

Standard programming for front models includes left, right, and full flood, takedowns, cruise mode, front cut-off, intersection mode and dimming. Standard programming for rear models includes rear cutoff, intersection mode, dimming, SignalMaster™, directional warning, and cruise mode.

Advanced Off-Axis Model (SIFZJ) Versus Center-Focused Model (SIFMJ)

The SpectraLux ILS Low-Profile is available in two models, advanced off-axis and center-focused. Both models offer the same capabilities and incorporate the same technologies. The Advanced Off-Axis SpectraLux ILS Low-Profile utilizes offset Solaris reflectors that provide more light output at the critical intersection angles to the front and sides of the vehicle. The Center-Focused ILS utilizes all forward-facing Solaris reflectors that concentrate all the light output to the front of the vehicle. Forward-facing reflectors allow the ILS Low-Profile shroud to be smaller and mount tighter to the headliner than the Advanced Off-Axis. The Center-Focused model also offers one-piece mounting brackets, whereas most Advanced Off-Axis models have two mounting brackets.



SIFMJ models*
Reflector layout for Center-Focused



SIFZJ models*
Reflector layout for Advanced Off-Axis

*Shrouds shown are the Ford Interceptor Utility, size difference varies between vehicles.

SPECIFICATIONS

VOLTAGE	12 Vdc
CURRENT DRAW (SPLIT-FRONT AND REAR MODELS)	8 A
CURRENT DRAW (PASSENGER/DRIVER SIDE ONLY)	4 A
OPERATING TEMP.	-22° to +149° F (-30° to +65° C)

PHYSICAL SPECIFICATIONS

Varies by model

SHIP WEIGHT

Varies by model



2019 Ford F-150 with Center-Focused ILS

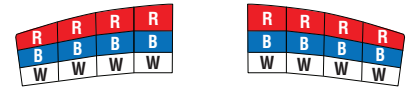


2019 Dodge Durango with Center-Focused ILS

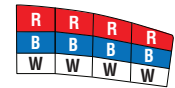
HOW TO ORDER CENTER-FOCUSED MODELS



VEHICLE	YEAR	MODEL
SIFMJ SPLIT-FRONT MODELS		
FORD ESCAPE	2020-2023	SIFMJS-ESC20-P3
FORD EXPEDITION	2018-2023	SIFMJS-EXPD18-P3
FORD MUSTANG MACH-E	2021-2024	SIFMJS-MME21-P3
FORD MUSTANG	2019-2023	SIFMJS-MUST19-P3
FORD POLICE INTERCEPTOR UTILITY	2020-2024	SIFMJS-FPIU20-P3*
FORD F-150	2015-2023	SIFMJS-FD15-P3*
FORD LIGHTNING	2022-2023	SIFMJS-FD15-P3*
CHEVROLET CAMARO	2016-2023	SIFMJS-CAM16-P3
CHEVROLET EXPRESS	2018-2024	SIFMJS-EXPR18-P3
CHEVROLET MALIBU	2017-2023	SIFMJS-MAL16-P3
CHEVROLET SILVERADO 1500	2019-2024	SIFMJS-SIL19-P3
CHEVROLET TAHOE	2021-2024	SIFMJS-TAH21-P3*
TOYOTA CAMRY	2020-2023	SIFMJS-CMRY22-P3
DODGE CHARGER	2016-2024	SIFMJS-CHGR16-P3*
DODGE DURANGO	2016-2023	SIFMJS-DUR16-P3*
MULTI-VEHICLE	-	SIFMJS-UNIV-P3
SIFMJ FRONT PASSENGER MODELS		
FORD ESCAPE	2020-2023	SIFMJP-ESC20-P3
FORD MUSTANG MACH-E	2021-2024	SIFMJP-MME21-P3
CHEVROLET CAMARO	2016-2023	SIFMJP-CAM16-P3
CHEVROLET EXPRESS	2018-2024	SIFMJP-EXPR18-P3
TOYOTA CAMRY	2020-2023	SIFMJP-CMRY22-P3
SIFMJD FRONT DRIVER MODELS		
FORD MUSTANG	2024	SIFMJD-MUST24-P3*
SIFMJ REAR HATCH/REAR DECK/REAR WINDOW MODELS		
FORD MUSTANG MACH-E	2021-2024	SIFMJH-MME21-P3
FORD MUSTANG	2019-2023	SIFMJR-MUST19-P3
FORD MUSTANG	2024	SIFMRVHL-MUST24
FORD POLICE INTERCEPTOR UTILITY	2020-2024	SIFMJH- FPIU20-P3*
FORD F-150	2024	SIFMJR-FD15-P3*
CHEVROLET CAMARO	2016-2023	SIFMJR-CAM16-P3
CHEVROLET TAHOE	2021-2024	SIFMJH-TAH21-P3*
DODGE CHARGER	2017-2024	SIFMJR-CHGR17-P3*
DODGE DURANGO	2018-2023	SIFMJH-DUR18-P3*
OBD INTEGRATED SIFMJ REAR HATCH/REAR DECK/REAR WINDOW MODELS		
FORD POLICE INTERCEPTOR UTILITY	2020-2024	SIFMJH-FPIU20-PF1*
FORD F-150	2024	SIFMJR-FD15-PF1
CHEVROLET TAHOE	2021-2024	SIFMJH-TAH21-PF1*
DODGE CHARGER	2017-2024	SIFMJR-CHGR17-PF1*
DODGE DURANGO	2018-2023	SIFMJH-DUR18-PF1*



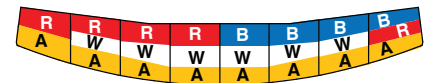
SIFMJ
Split-Front Configuration



SIFMJ
Front Passenger Configuration



SIFMJ
Rear Hatch/Rear Deck/Rear Window Configuration



OBD Integrated SIFMJ
Rear Hatch/Rear Deck/Rear Window PF1 Configuration

Notes

Visit our online configurator to configure your custom SpectraLux ILS Low-Profile SIFMJ for popular vehicles.

*Models can be ordered from stock.

OBD integrated Rear Hatch/Rear Deck/Rear Window configurations are specifically intended to work with the Pathfinder® siren and OBD-CABLE sold separately.



Bracket kit included with universal models



SIFMJS shown on a 2020 Ford Interceptor Utility



SIFMJR shown on a 2018 Dodge Charger



SIFMJH shown on a 2020 Ford Interceptor Utility

