

Safety Message to Installers and Service Personnel of Emergency Vehicle Safety Equipment

▲ WARNING

People's lives depend on your proper installation and servicing of Federal Signal products. It is important to read and follow all instructions shipped with this product. Listed below are some other important safety instructions and precautions you should follow:

Before Installation or Service

Qualifications

- To properly install or service this equipment, you must have a good understanding of automotive electrical procedures and systems along with proficiency in the installation and service of safety warning equipment. Always refer to the vehicle service manuals when installing equipment on a vehicle.

Electrical Hazards

- Never attempt to install aftermarket equipment that connects to the vehicle wiring without reviewing a vehicle wiring diagram available from the vehicle manufacturer. Ensure that your installation will not affect vehicle operation and safety functions or circuits.

During Installation or Service

- To avoid a battery explosion, always disconnect the negative battery cable first and reconnect it last. Avoid causing a spark when connecting near or to the battery. The gasses produced by a battery can cause a battery explosion that could result in vehicle damage and serious injury.
- Do not install equipment or route wiring or a plug-in cord in the deployment path of an airbag.
- Before mounting any components, check the manual to ensure that the component you are installing is suitable for use in that area of the vehicle. Many components are not suitable for use in the engine compartment or in other areas subject to extreme environmental exposure.
- When drilling into a vehicle structure, ensure that both sides of the surface are clear of anything that could be damaged. Remove all burrs from drilled holes to prevent electrical shorts, and grommet all drilled holes through which wiring passes. Ensure that mounting screws do not cause electrical or mechanical damage to the vehicle.

After Installation or Service

- To ensure proper operation, test all vehicle functions, including horn operation, vehicle safety functions, and vehicle light systems. Ensure that installation has not affected vehicle operation or changed any vehicle safety function or circuit.
- After installation and testing are complete, provide a copy of these instructions to instructional staff and all operating personnel.
- File these instructions in a safe place and refer to them when maintaining and/or reinstalling the product.

Failure to follow all safety precautions and instructions may result in property damage, serious injury, or death.

Introduction

This document contains instructions for installing the DFC-WC-TAH21 Push Bumper Wire Cover in a 2021+ Chevrolet Tahoe. This product is to be installed only on the DFC-WC-TAH21 Push Bumper.

Unpacking the Product

After unpacking the product, inspect it for damage that may have occurred in transit. If it has been damaged, do not attempt to install or operate it. File a claim immediately with the carrier, stating the extent of the damage. Failure to identify damage before installation could lead to the rejection of any claim. Carefully check all envelopes, shipping labels, and tags before removing or destroying them. Ensure that the parts listed in Table 1 are included in the package. If you are missing any parts, contact Federal Signal Customer Support at 1-800-264-3578, 7 a.m. to 5 p.m., Monday through Friday (CT).

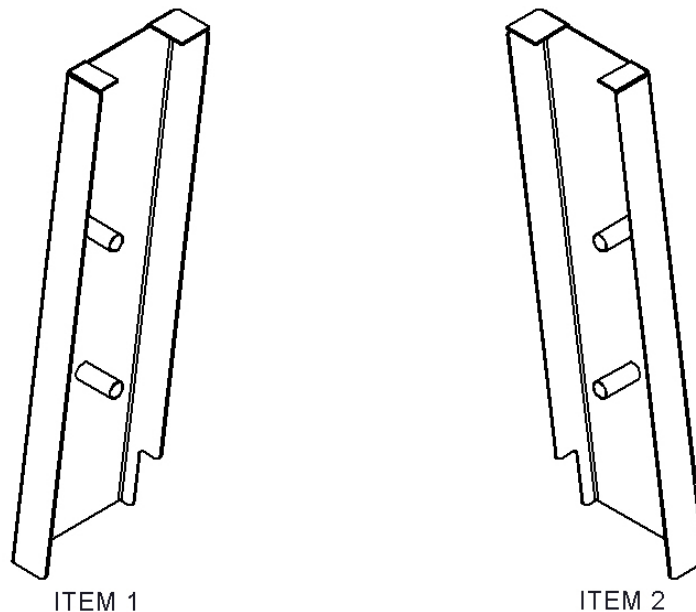
NOTICE

THREAD DAMAGE AND GALLING: To prevent thread damage and galling, anti-seize lubricant must be used on all stainless steel fasteners.

Table 1 Kit contents

Item	Description	Qty.
1	Driver Side Wire Cover	1
2	Passenger Side Wire Cover	1
3	No. 6-32 x 2-inch Button Head Bolt	4
4	No. 6 Lock Washer	4
5	No. 6 Flat Washer	4
6	No. 6-32 Hex Nut	4

Figure 1 Kit items



Installing the DFC-WC-TAH21 Push Bumper Wire Cover

⚠ CAUTION

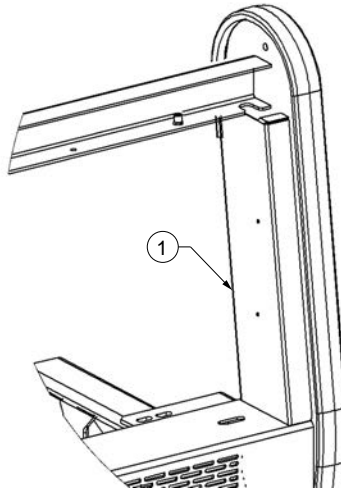
FASTENERS PRECAUTION: Double-check all fasteners before initial use and periodically in the future to ensure proper function and safety.

FOR CALIFORNIA RESIDENTS ONLY; PROPOSITION 65 WARNING: Some products may contain chemicals such as DEHP, which can cause cancer, birth defects, or other reproductive harm. For more information, go to www.p65warnings.ca.gov.

To install the DFC-WC-TAH21 Push Bumper Wire Cover:

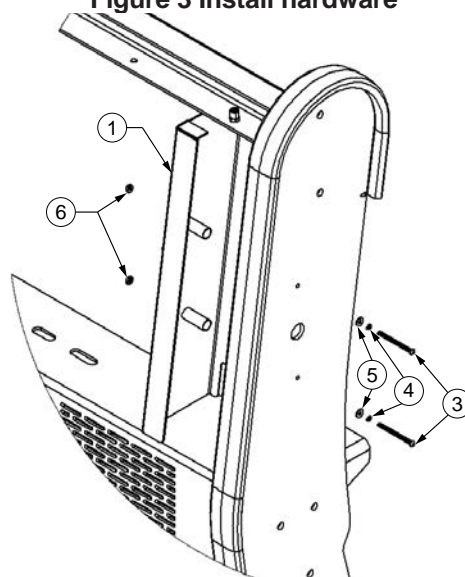
1. Place the wire covers (Items 1 and 2) as shown in Figure 2. Note that the figure is of the driver-side wire cover (Item 1).

Figure 2 Wire cover placement (Driver side shown)



2. Install the supplied hardware as shown in Figure 3.

Figure 3 Install hardware



3. Tighten all hardware to 8 ft-lb.

Care Instructions

Regularly clean the textured powder coat finishes with either a soft cloth or a brush with mild soap and warm water. Avoid using any harsh chemicals, as this will damage the product's finish. Pressure washing this product is the most efficient way to remove heavy dirt and grime. The pressure washer should be used on a low-pressure setting with filtered water for best results. Using high pressure can damage the product's finish.

Getting Technical Support

For technical support, please contact:

Federal Signal Corporation
Service Department
Phone: 1-800-433-9132
Email: empserviceinfo@fedsig.com

Getting Repair Service

The Federal Signal factory provides technical assistance with any problems that cannot be handled locally. Any product returned to Federal Signal for service, inspection, or repair must be accompanied by a Return Material Authorization (RMA). Obtain an RMA from a local Distributor or Manufacturer's Representative. Provide a brief explanation of the service requested or the nature of the malfunction.

Address all communications and shipments to the following:

Federal Signal Corporation
Service Department
2645 Federal Signal Dr.
University Park, IL 60484-3167

Limited Warranty

This product is subject to and covered by a limited warranty, a copy of which can be found at www.fedsig.com/SSG-Warranty. A copy of this limited warranty can also be obtained by written request to Federal Signal Corporation, 2645 Federal Signal Drive, University Park, IL 60484, email to info@fedsig.com or call +1 708-534-3400.

This limited warranty is in lieu of all other warranties, express or implied, contractual or statutory, including, but not limited to the warranty of merchantability, warranty of fitness for a particular purpose and any warranty against failure of its essential purpose.



FEDERAL SIGNAL
Safety and Security Systems

2645 Federal Signal Drive
University Park, Illinois 60484-3167

www.fedsig.com

Customer Support

Police/Fire-EMS: 800-264-3578 • +1 708 534-3400

Work Truck: 800-824-0254 • +1 708 534-3400

Technical Support: 800-433-9132 • +1 708 534-3400

© Copyright 2023 Federal Signal Corporation

All product names or trademarks are properties of their respective owners.